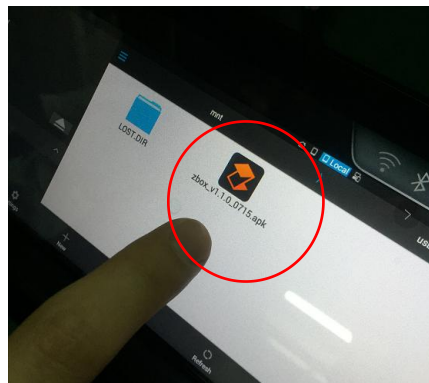


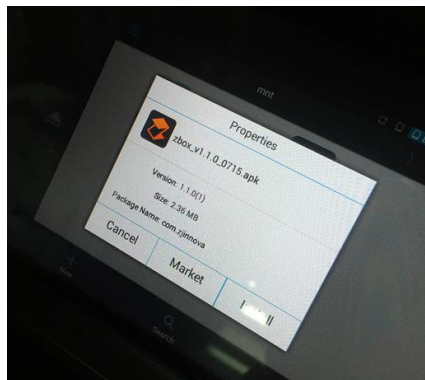
CP-02 user manual

(This model is suitable for Android head unit system 4.4-6.0)

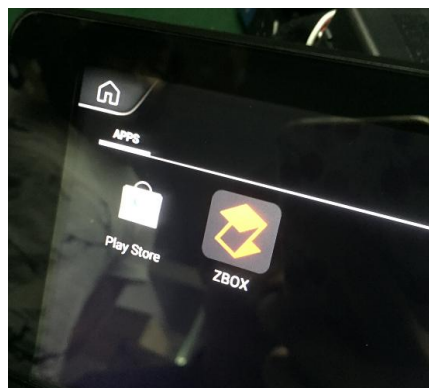
1. Format the U disk and copy the APK in the U disk;
2. Connect to your car USB slot;
3. Find out the U disk in your car menu;




4. Click it and follow the prompt to install.



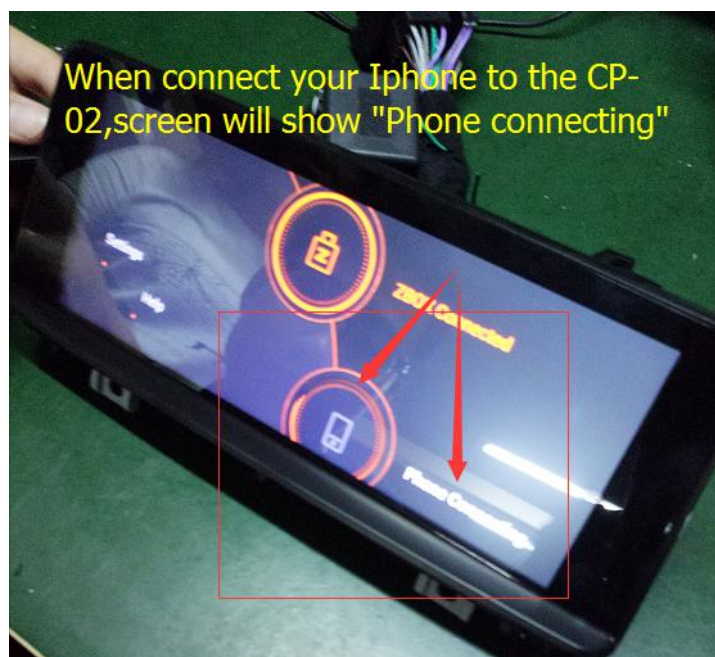
5. After that you can find the app "ZBOX" in your menu.




6. Connect the CP-02(USB dongle) and click the app "ZBOX".You will see the blue light shines.(Only enabling the app"ZBOX" can blue light shines)



7. Confirm the blue light is shined,then connect your Iphone.The screen will show"Phone connecting" in the bottom.



8. After several seconds, connection succeed.



Note: (If you can not use the Carplay,there are some possibilities.)

1. When you connect the CP-02,the blue light does not shine,please enable the app "ZBOX".Or re-connect the CP-02 several times or re-enable the app "ZBOX" and repeat several times.
2. When you connect to your Iphone, the screen does not show" Phone connecting ",please re-connect the USB cable or click the "Settings" or "Help" then return to the main menu of the "ZBOX" and re-connect the USB cable to check if the screen shows"Phone connecting".